

SARGENT® 3285 Surface Door Status Switch

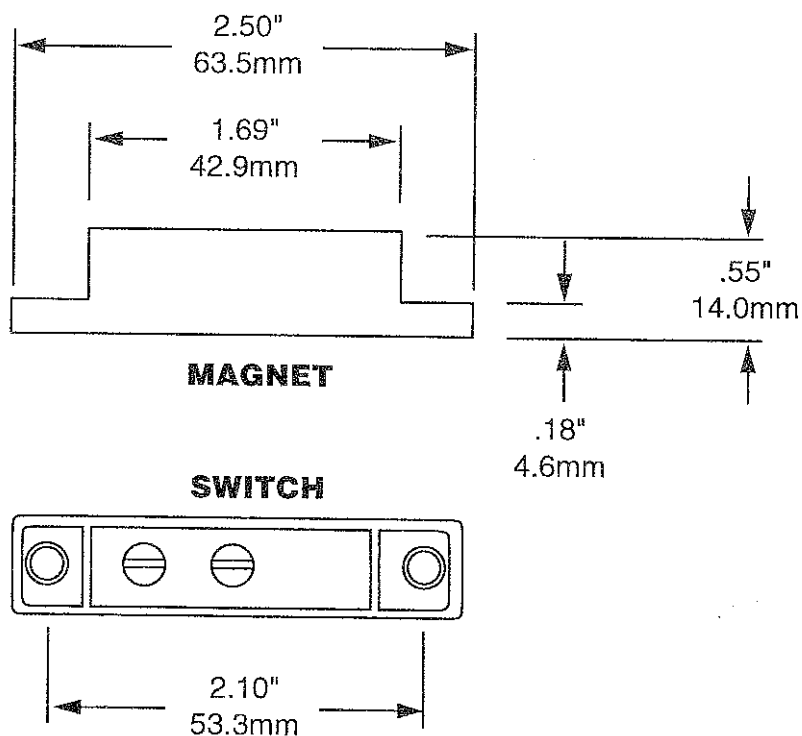
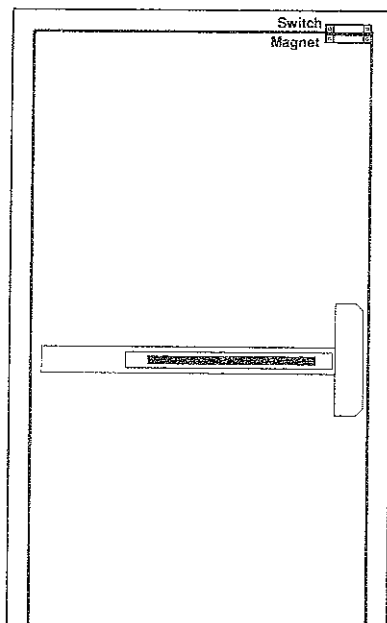
The SARGENT® 3285 Surface Mount Door Status Switch provides a SPST Normally Open switch to monitor the position (open or closed) of the door.

Electrical Specifications:

1/4 Amp @ 24VDC Contact Rating

Two screw terminals provided for Common and Normally Open

Use supplied shim for switch when mounting to metal frame.



SARGENT® 3287 Concealed Door Status Switch

The SARGENT® 3287 Concealed Door Status Switch provides an SPST switch to monitor the position (open or closed) of the door.

Electrical Specifications:

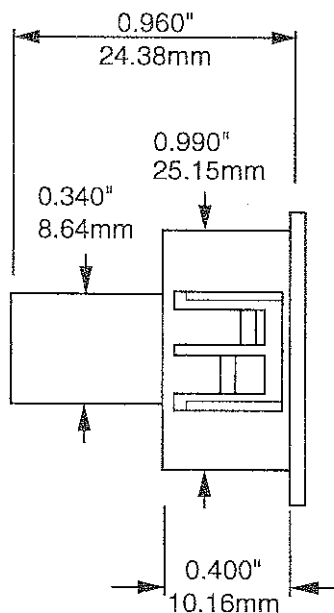
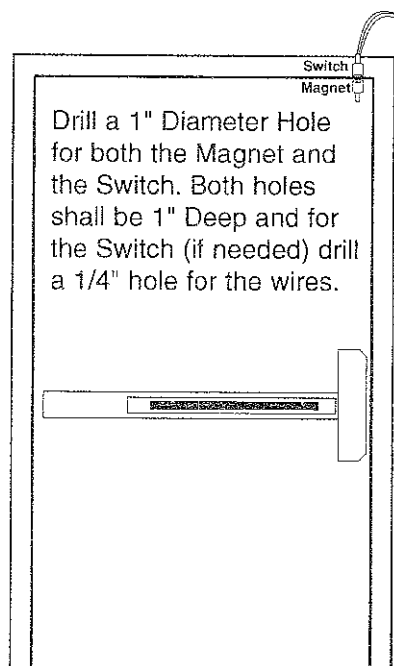
1/4 Amp @ 24VDC Contact Rating

Common - White

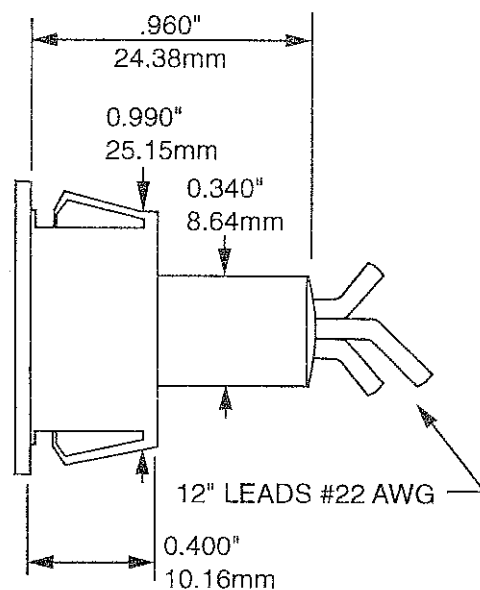
Normally Open - Red

Normally Closed - Green

(wire colors are shown when the door is closed and magnet is in proximity of the switch)



MAGNET



SWITCH

A7448B